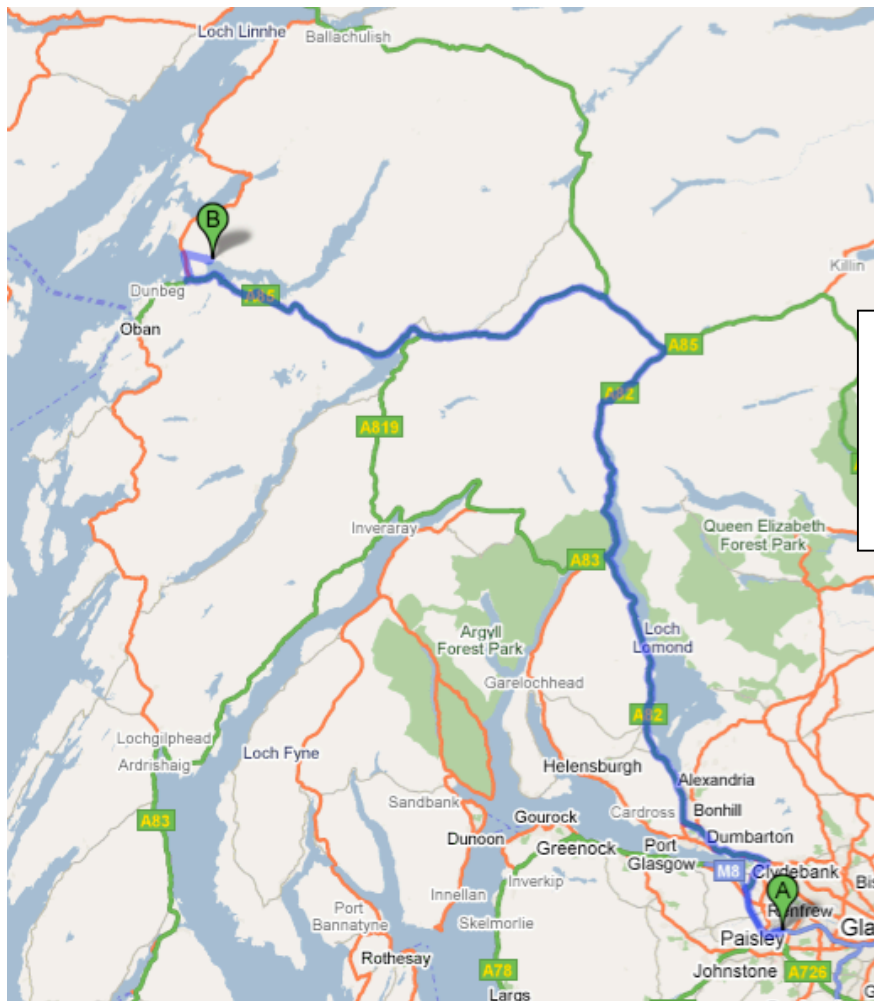
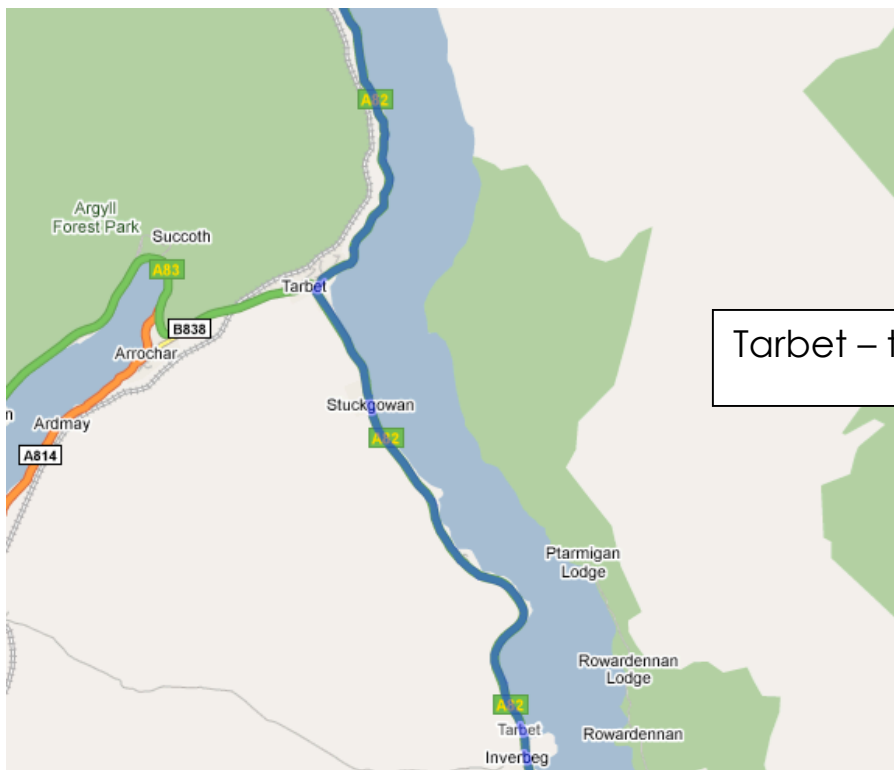


Directions: - Glasgow Airport to Tigh na Breac, Benn Dhurrinish Bay, Bonawe, PA37 (House phone: 01631 750 136 Mobile 07885 620823)

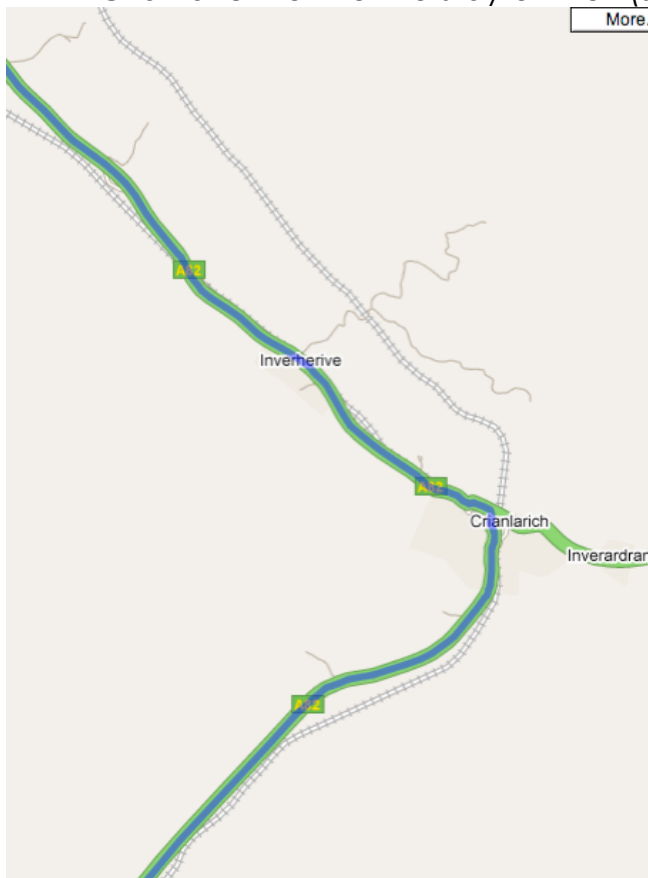


This is the whole route, it is about 97 miles, between 2 – 2.5 hours drive depending on traffic. There can be lots of caravans slowing you up along the Loch Lomond-side road.

- ❖ From the Airport take the M8 north
- ❖ Junc 30 Exit onto M898 toward Erskine /Bishopton
- ❖ Follow signs for Glasgow/Crianlarich/A898/A82
- ❖ Exit onto A82/Great Western Road, Stay on A82, eventually driving along Loch Lomond (it will be on your right hand side)
- ❖ At Tarbet turn right to stay on A82, and continue down side of Loch Lomond



❖ At Crianlarich turn left to stay on A82 (signed to Oban)



❖ At Tyndrum there is a great place to stop for a drink / pee / petrol. **The Green Welly Stop**, they have a fantastic Whisky shop – may be a good place to stop on the way back to Glasgow to stock up on bottles of your favourite whiskys!

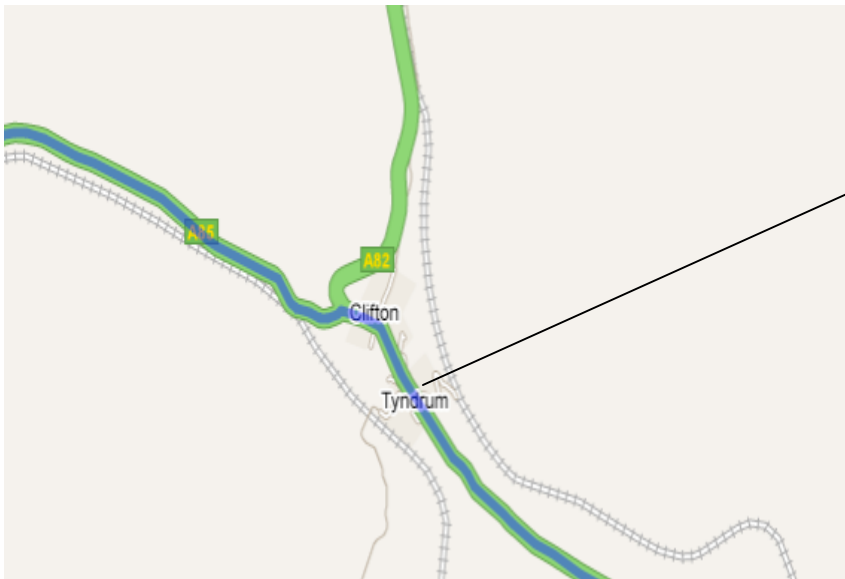
Whisky Galore, One of the largest selections of whisky you'll see, with prices that are hard to believe. Malts, blends and cask strength are complimented by a full range of Scottish Liqueurs. There is a selected range of Scottish ales, fruit wines, wines from Europe and the New World, also a comprehensive range of other spirits and liqueurs.

Our
Whisky Shop
is now
Open

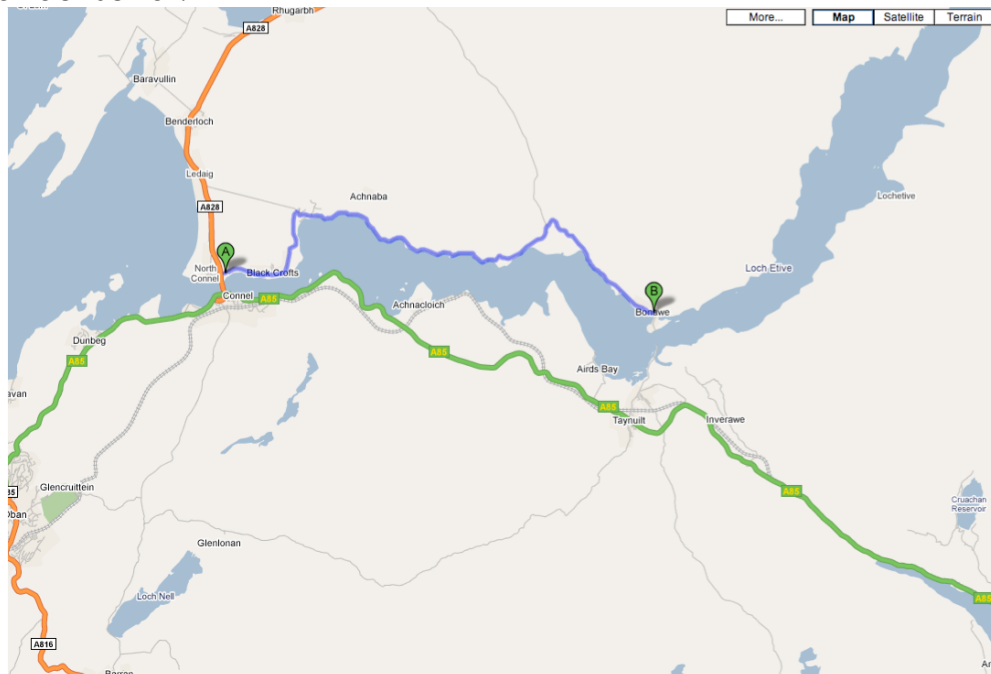
Superb range of products...



Browsing around...


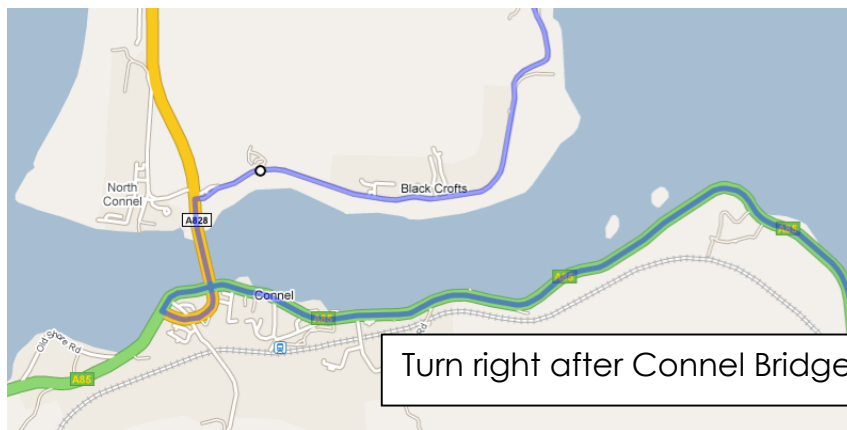


- ❖ After Tyndrum turn left onto A85 towards Oban
- ❖ Keep going you will now drive along Loch Awe, past the Hollow Mountain at Ben Cruachan (hydro electric plant inside the mountain)
- ❖ When you get to Taynuilt if you are careful as you drive up over the higher parts of the road you can see across the Loch Etive to our house – you are now 40 minutes away – so near but so far!





- ❖ Drive under the Connel Bridge, and afterwards turn left up A828, this takes you over the Connel Bridge. This is the Falls of Lora, where the waters of Loch Etive have to try to flow out at low tide and sea has to force it's way back in when the tide comes in – this can produce a 'fall' of a couple of metres and with the rocks in the middle of the channel it produces some great white water for kayakers!



- ❖ Once over the Connel Bridge, turn first right to Bonawe. Keep right along the side of Loch Etive and eventually you will see the house. After you see the Archatten Hydro Plant works you will drive through Bonawe village and there is an evil hump in the road, be careful on the other side of it as the road will rip your bumpers off if you are going too fast!

